

HAKI Component list NO

Contents

HAKI UNIVERSAL	3
HAKI UNIVERSAL S4 ALUMINIUM	21
HAKI UNIVERSAL S6 ALUMINIUM	24
HAKI UNIVERSAL APPLICATIONS	26
HAKI FRAME	40
TUBE & FITTING	45
HAKITEC 750 WEATHER PROTECTION	46
TKS 750 WEATHER PROTECTION	52
HAKITEC SHEETING	54
OTHER ITEMS	56



HAKI reserves the right to make technical modifications on a continual basis.

Base jacks

	Code	Finish	Item No.	Weight
Base jack	BS	G	2071000	5,0
Adjustable	BSL	G	2073003	9,2
BS=55-570 mm				
BSL=40-650 mm				


Standards

		Finish	Item No.	Weight
Standard S	S 500	G	7016050	2,9
Standard joint with spigot Ø 38 mm	S 1000	G	7016100	5,3
Tube diameter 48 mm	S 1500	G	7016150	7,7
	S 2000	G	7016200	10,1
	S 3000	G	7016300	15,2


Locking pin

Diameter 16 mm

For reinforcing standard joint in connection with tensile load, e.g. when scaffolding is suspended when lifting or when scaffolding is used for temporary roof



Spring clip 16

Locking pin

G

2116000

0,17



G

5141257


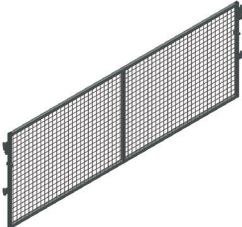
0,3

Beams



		Finish	Item No.	Weight
Ledger beam	1050	G	7021102	4,8
With spring locking catch	1250	G	7021122	6,5
Tube diameter 34 mm	1655	G	7021162	6,7
Beams from 1050-4050	1964	G	7021192	8,0
	2500	G	7021252	10,9
	3050	G	7021302	12,3
	3650	G	7021361	22,6
	4050	G	7021401	24,8
Single ledger	564	G	7022050	3,1
With spring locking catch	700	G	7022066	3,3
Tube diameter 48 mm	770	G	7022073	3,6
Beams from 564-3050	1050	G	7022101	4,4
	1250	G	7022121	5,1
	1655	G	7022161	6,3
	1964	G	7022191	7,3
	2500	G	7022246	8,9
	3050	G	7022301	11,3









Guardrails

		Finish	Item No.	Weight
Guardrail frame GFL	564	G	7052056	3,8
With spring locking catch	700	G	7052070	3,8
Tube octagon 28 mm	770	G	7052077	4,0
	1050	G	7052106	4,9
	1250	G	7052124	5,7
	1655	G	7052164	7,4
	1964	G	7052194	8,1
	2357	G	7052232	8,9
	2500	G	7052254	9,2
	3050	G	7052304	10,5
	Safety gate mesh SGF	564	G	7055050
Continuously adjustable 118 mm vertically in order to be adaptable to different decking	1050	G	7055101	13,3
	1250	G	7055121	14,6
	1655	G	7055161	17,0
	1964	G	7055191	19,4
	2500	G	7055250	23,2
	3050	G	7055300	26,8







Braces

		Finish	Item No.	Weight
Diagonal brace DS	700/770	G	7122074	8,1
With wedge junctions. Tube diameter 48 mm	1250	G	7122124	9,0
DS 700/770 L=1707	1655	G	7122164	10,1
DS 1250 L=2004	1964	G	7122194	10,9
DS 1655 L=2285	2500	G	7121254	12,6
DS 1964 L=2523	3050	G	7121304	14,3
DS 2500 L=2967	3650	G	7121364	16,2
DS 3050 L=3450	4050	G	7121404	17,5
DS 3650 L=3988				
DS 4050 L=4357				
				
Plan brace HDS	3050x1655	G	7141000	13,3
With wedge junctions	3050x1250	G	7141001	13,2
Tube diameter 48 mm				
HDS 3050x1655 L=3472				
HDS 3050x1250 L=3298				
				



Tying-in

		Finish	Item No.	Weight
Tie rod tube SVF	450x48	G	8832046	2,2
Tube diameter 48 mm	600x48	G	8832061	2,6
Hook diameter 16 mm	900x48	G	8832091	3,7
Permissible load 9 kN	1200x48	G	8832121	4,8
Erected with right angle coupler 48x48				
Tie rod tube adjustable		G	8832110	4,9
Adjustable 650 - 1100 mm				
Hook diameter 16 mm				
Permissible load 5,2 kN				
Erected with right angle coupler 48x48				
Wall tie VST	1000	G	7111100	5,3
With flexible plate	2000	G	7111200	9,1
Tube diameter 48 mm	3000	G	7111300	13,7
Erected with right angle coupler 48x48	4000	G	7111400	16,7
	5000	G	7111500	21,9
For permissible load, see product data sheet	6000	G	7111600	24,5
				
Reinforcing tube for Wall tie		Fzv	8831500	11,00
Maximum load perpendicular to attached tube 9 kN				
Torque 50 Nm				
Test tool for Wall ties KIT			2051058	6,0
Kit includes: Test tool wall ties, Instructions and Bag				
Test tool Wall tie eye 350 Nm			2051052	2,5
				
Ringbolt	Ringbolt L=100		6130052	0,1
Eye bolt with thickness 10 mm and eye diameter 20 mm.				
Steel quality 8.8. Elzink.				
100 pcs per package				










Decking

		Finish	Item No.	Weight
Decking unit AL 	1250x498x55	AL	2021145	7,8
	1250x398x55	AL	2021146	6,6
	1250x595x55	AL	2021164	8,4
Wind clips for secure scaffold deck AL 			6130617	0,06
Composite decking unit It can also be supplied with the customer's own company logo 	1250x490		2021406	8,0
Ladder ST For decking unit with hatch 	2100	AL	2091210	3,4
AL plank B=170 mm L=564-2500 - Load class 6 (6,0 kN/m ²) L=3050 - Load class 5 (4,5 kN/m ²) 	564x170x90	AL	2153056	2,9
	770x170x90	AL	2153081	3,1
	1050x170x90	AL	2153106	4,3
	1250x170x90	AL	2153126	4,8
	1655x170x90	AL	2153166	6,0
	1964x170x90	AL	2153196	6,8
	2500x170x90	AL	2153247	8,3
	3050x170x90	AL	2153306	9,8
AL plank B=230 mm L=564-1964 - Load class 6 (6,0 kN/m ²) L=2500 - Load class 5 (4,5 kN/m ²) L=3050 - Load class 4 (3,0 kN/m ²) 	564x230x90	AL	2153055	3,4
	700x230x90	AL	2153076	3,8
	770x230x90	AL	2153080	4,1
	1050x230x90	AL	2153100	4,9
	1250x230x90	AL	2153120	5,6
	1655x230x90	AL	2153160	6,9
	1964x230x90	AL	2153190	7,8
	2500x230x90	AL	2153245	9,5
3050x230x90	AL	2153300	11,2	

		Finish	Item No.	Weight
Hatch plan AL B=690 mm L=1250-1655 - Load class 6 (6,0 kN/m ²) L=1964 - Load class 4 (3,0 kN/m ²) L=2500-3050 - Load class 3 (2,0 kN/m ²)	1250x690	AL	4098123	19,9
	1655x690	AL	4098163	23,7
	1964x690	AL	4098193	26,6
	2500x690	AL	4098253	31,6
	3050x690	AL	4098303	36,7
AL ramp	1400x500	AL	2157004	7,8
	1400x600	AL	2157005	10,3
Corner bracket	564x564		4011020	4,5
	770x770		4011021	7,3
	1250x1250		4011022	14,5
Light deck B=600 mm With aluminum frame and composite board With locking in each end	1250	AL	4071128	9,1
	1655	AL	4071168	11,1
	1964	AL	4071198	12,5
	2500	AL	4071268	15,8
	3050	AL	4071308	18,5
Light deck with hatch B=600 mm With aluminum frame and composite board With locking in each end	1655	AL	4071169	13,2
	1964	AL	4071199	14,5
	2500	AL	4071269	17,0
	3050	AL	4071309	19,6



Toeboards

		Finish	Item No.	Weight
Toeboard Wood, yellow glazing paint	FL 3300x150x32		2025331	5,6
				
Toeboard Toeboards with color and logo according to customer specification	FL 1300x150x32 FL 3300x150x32		2025133 2025333	2,7 8,0
Toeboard Aluminium	300	AL	4161031	0,7
	564	AL	4161051	1,0
	700	AL	4161071	1,3
	770	AL	4161077	1,4
	1050	AL	4161105	1,9
	1250	AL	4161121	2,2
	1655	AL	4161161	2,9
	1964	AL	4161191	3,5
	2357	AL	4161231	4,2
	2500	AL	4161251	4,6
	3050	AL	4161301	5,5
				
Toeboard telescopic	1200-1964 1900-3050	AL AL	2026020 2026021	5,0 7,3
				
Toeboard clip Spring steel		G	2131003	0,1
				
Plastic	LFP 150x32		2131001	0,2
				
For corner solution - Fzv		G	2131002	0,7
				
Toeboard clip	LF 70 LF 70 short	G G	7161006 7161012	1,0 0,7
				
				
Toeboard clip With nut 19 mm		G	1162002	0,4
				

Brackets

			Finish	Item No.	Weight
Bracket without spigot		SK 230	G	7211025	1,6
Tube diameter 48 mm		SK 300	G	7211033	2,0
With spring locking catch		SK 334	G	7211035	2,0
		SK 400	G	7211041	2,1
		SK 460	G	7211045	2,3
		SK 600	G	7211061	2,7
Bracket with spigot		SK 564	G	7211051	5,8
Tube diameter 48 mm		SK 700	G	7211067	5,9
With spring locking catch		SK 770	G	7211071	6,5
Bracket adjustable					
Adjustable 460 - 690 mm		SK 460-690	G	7211069	4,1
Load class 3 (2,0 kN/m ²)					
NB! Not to be assembled on HAKI Universal AL Standard					
Bracket diagonal		SKD 1250	G	7212001	11,1
To be combined with Single Ledger 1250 or Ledger Beam 1250					
Corner bracket		SMST 400-600	G	7211084	11,6
Adjustable between 2 and 3 boards		SMST 460-690	G	7211080	13,6
Corner bracket		SKH 460	G	7211046	6,7
Inner corner console - 2 board Jaw width 22 mm					

	Finish	Item No.	Weight
Corner bracket	G	7211053	18,0

Inner corner console - 3 board
Jaw width 22 mm


Combi-bracket KK

For decking with RAM-plan

700

G

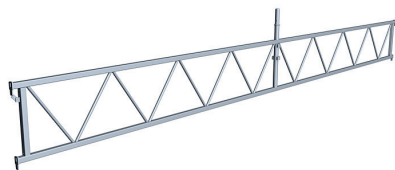
7211065

9,3







Lattice beams


	Finish	Item No.	Weight
Lattice beam	G	7031602	59,1

500/6100








Stairs & Ladders

		Finish	Item No.	Weight
UTV Stair AL With platform and locking Width 600 mm 	UTV Handrail 2500x2000	AL	4058245	9,2
	UTV Handrail 3050x2000	AL	4058300	10,3
	UTV Handrail 3050x1500	AL	4058150	9,3
	UTV Stair 2500x2000	AL	4102247	22,9
	UTV Stair 3050x2000	AL	4102302	29,2
	UTV Stair 3050x1500 with anti-slip steps	AL	2153039	26,0
	UTV Stair 3050x2000 with anti-slip steps	AL	2153040	22,0
	Handrail post LSS 1000	G	7015102	4,2
	Bracket Handrail post LSS-UTV	G	7058300	1,5
UTV Stair With platform and locking at the top LxH 3050x2000 mm Width 600 mm 	UTV Stair 3050x2000	G	2092200	39,7
	Handrail HL 3050x2000	G	2161300	19,3
	Handrail post LSS 1000	G	7015102	4,2
	Bracket Handrail post LSS-UTV	G	8752001	2,5
UTV Handrail inner Width 600 mm For Stair UTV AL and UTV 	For UTV Stair AL 3050x2000	G	7058253	11,4
	For UTV Stair steel 3050x2000	G	7058254	11,5
	For UTV Stair AL 2500x2000	G	7058256	10,4
UTV Stair AL With platform and locking at the top Width 600 mm 	UTV 500	AL	4102055	7,5
	UTV 1000	AL	4102105	11,2
	UTV 1500	AL	4102155	16,2
Entrance step 	700/770	G	7103065	7,8










			Finish	Item No.	Weight
STV Ladder with landing With platform and locking at the top LxH 1250x2000 mm or 1655x2000 mm Width 475 mm		STV 1250	G	7083202	12,5
		STV 1655	G	7083203	17,1
Ladder B=45cm AL		L=3,0 m	AL	581030	5,3
		L=3,9 m	AL	581040	7,3
		L=4,8 m	AL	581050	10,9
		L=6,0 m	AL	581060	15,0









SS Suspension device








			Finish	Item No.	Weight
SS Suspension device grating Permissible load 20,0 kN			G	7171001	2,4
SS Clamp H-beam Permissible load 20,0 kN		80-180	G	7172100	5,7
		150-300	G	7172000	6,8
		300-450	G	7172001	7,6
SS Clamp L-beam Permissible load 20,0 kN		60-120	G	7176000	5,3
SS Clamp bulb iron chain Permissible load 20,0 kN		160x9 - 200x12	G	7177002	2,5
		220x10 - 300x13	G	7177001	2,5
		320x11 - 370x16	G	7177003	3,7
SS Clamp bulb iron chain Designed for bulb flats 160x8 mm Permissible load 12,0 kN Can be modified for other dimensions			G	7177000	1,6

		Finish	Item No.	Weight
SS Clamp bulb iron tube Designed for bulb flats 160x8 mm Jaw width 22 mm Permissible load 20,0 kN Can be modified for other dimensions		G	7177100	3,0
SS Suspension device chain Permissible load 20,0 kN		G	7175001	4,3
	1362	G	7175002	3,0
	850			
SS Suspension device RA 48 Double 2t Hole diameter 20 mm Jaw width 22 mm Permissible load 20,0 kN		G	7175101	2,1
SS Clamp Jaw width 30 mm		G	7215032	5,5
	500			
SS Erecting brace		G	7500032	13,0
Scaffold chain with two shackles		G	7175005	4,7
	2 m	G	7175006	8,9
	4 m			

Supplementary components

			Finish	Item No.	Weight
Swivel base jack 750			G	2071005	5,9
Swivel base jack		BSLL 200	G	7153005	12,0
Conical base jack		BPS	G	7151002	9,0
Locking device base Keep the bottom screw in place when lifting the scaffolding section			G	2071100	0,2
Open end standard SC		SC 353	G	7011004	2,0
		SC 853	G	7011104	4,8
		SC 1353	G	7011154	7,3
		SC 1853	G	7011204	9,8
Height adjustment standard			G	7202001	6,5
Intermediate transom ITL		564	G	7204050	3,6
		700	G	7204070	4,1
		770	G	7204071	4,3
		1010	G	7204099	5,3
		1050	G	7204101	5,5
		1250	G	7204122	6,3
		1655	G	7204162	7,8
Spacer		300	G	7022030	1,5
		350	G	7022035	1,7
Spacer adjustable		260-440	G	7022026	2,4







			Finish	Item No.	Weight
Puncheon unit For tube diameter 50 mm Can be locked with spring pin 12 mm		50	G	7208025	2,3
Puncheon unit In-Line For tube diameter 34 mm With locking screw		S	G	7208018	3,9
Puncheon unit TB For FS			G	7208000	5,2
Beam rider For tube diameter 50 mm Can be locked with spring pin 12 mm		50	G	7208024	1,2
Beam rider BRS For tube diameter 34 mm With locking screw		Pockets at the same level	G	7208020	2,0
		High level pockets	G	7208021	2,4
		Low level pockets	G	7208022	2,5
Double rider		22	G	7208031	2,4
Adapter guardrail Jaw width 22 mm For guardrail for corner applications for example			G	8792000	0,6
Locking device guardrail Jaw width 22 mm For guardrail, Tube diameter 38 mm			G	8833000	0,8







			Finish	Item No.	Weight
Guardrail post SRS For erection on ledger beam		1000	G	7015001	7,3
Intermediate standard For erection between two ledger beams		2000	G	7015008	12,5
Guardrail post Jaw width 22 mm For erection on single ledger		22	G	7015006	6,1
Safety rail For erection on ledger beam			G	7053110	5,5
Cover plate AL AL checker plate With handle and hole for lashing For covering of holes when laying planks		995x495x4	AL	4011000	5,6
		695x495x4	AL	4011001	3,8
		495x495x4	AL	4011002	2,7
		1140x630x4	AL	4011003	8,2
		295x295x4	AL	4011006	0,9
		395x395x4	AL	4011007	1,7
		695x295x4	AL	4011008	2,2
		695x695x4	AL	4011009	5,5
		1195x595x4	AL	4011010	8,1
Cover plate steel		190 x 1055	G	2153020	3,4
		315 x 1055	G	2153015	5,5
		450 x 1062	G	2153010	7,5
Infill plate AL		1245 x 227	AL	2750411	2,2
		1645 x 227	AL	2750412	2,9
		1945 x 227	AL	2750414	3,4
		2545 x 227	AL	2750413	4,4
		3045 x 227	AL	2750415	5,3

			Finish	Item No.	Weight
Sliding gate adaptor For guardrail frame			G	7053001	9,4
Fan bracket			G	7214066	9,5
Transom beam fitting		TBJ	G	7201000	1,0
Combination fitting		KJS	G G	7205001 7205010	2,7 2,2
Board to ledger bracket		230-1 bd 460-2 bd 700-3 bd	G G G	7218034 7218023 7218035	3,0 4,0 5,2
Board to board bearer		230-1 bd 460-2 bd	G G	7218032 7218033	3,0 3,5
Dead leg toeboard			G	7161715	2,3
Castor wheel Ø38 mm Wheel diameter 200 mm Adjustable 275-570 mm Permissible load 10.0 kN, moving 4,0 kN		Wicke	G	2012005	7,4




			Finish	Item No.	Weight
Outrigger stabilizer Adjustable		STB 1000	AL	4143101	8,6
Support tower BV 10 for upside-down base jack and top standard, BVV 175 for Standard S		BV 10 BVV 175	G G	7155000 7155131	3,0 3,5
Tripod With pockets on one standard Tube diameter 48 mm		500 1000 1500 2000 3000	G G G G G	7203340 7203341 7203344 7203342 7203343	10,0 17,3 23,3 31,8 45,8
Base jack 60			G	2071061	15,6
Adapter Tripod		60 48	G G	7203312 7203311	11,6 10,0
Adapter for Adapter Tripod		60/48		7203317	3,0
Head plate Tripod		Fork head BVV tripod Head plate Tripod	G G	7155100 7203309	3,0 6,3
Adapter Used as an insert in a Ø48 coupler to be able to attach to a Ø34 tube		35		2041001	0,03
Spring pin Diameter 12 mm		12	G	2113100	0,1
Locking pin for offshore with chain		16	G	5141257	0,3
Spring clip		16	G	2116000	0,2

Supplementary components



		Finish	Item No.	Weight
Single tube beam Other lengths available on request	3050	G	8722300	10,5
				
Erecting tool Advance guardrail tool		AL	4052001	1,4
				
Telescopic trestle Excl. telescopic extension tube	SBT	G	7013000	9,2
Telescopic trestle With telescopic extension tube Two scaffolding trestles are combined with a beam to make a trestle	SBT	G	7013010	9,2
				
Telescopic tube for Telescopic trestle		G	5111142	2,5
				
Hakitainer NOTE: Not approved as lifting tackle. Goods must be strapped to the Hakitainer when lifting using a crane.	1100 1500	G G	7181110 7181150	33,6 39,4
				
HAKI Block bracket The HAKI Block bracket is combined with a cable wheel or HAKI Secure pulley block. Can also be used as a winch. Coupler with pocket is used when erecting for example 48 mm scaffolding tubes. HAKI Block bracket permissible load 200 kg Cable wheel 70 kg	Gin wheel with ring Bracket coupler 48 Block bracket, HAKI	G G G	5211000 2048017 7173002	3,6 0,9 7,9
				

	Finish	Item No	Weight
HAKI Offshore Block bracket Fully certified, complete with Secure pulley block and 30m scaffold rope with thimble and hook. Permissible load 50 kg		7173003	25,0
			
HAKI Secure pulley block Permissible load 50 kg		2600290 26150AF	10,0 4,5
			
Scaffold rope		30m m/thimble and hook 2610030 60m m/thimble and hook 2610060 100m m/thimble and hook 2610100	12,1 22,1 35,1
Scaffold safety sign Hooked on standard Sign holder and sign		Sign holder 10028 Sign 10036	0,1 0,04
			
Shackle straight with nut		6130251	0,4
			
Tool spring locking catch		1051001 2051022 2051023	0,5 0,5 0,5
			
Spring locking catch		6130000	0,04
			

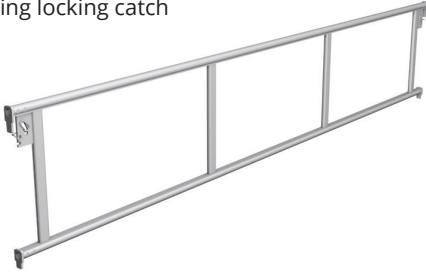
Standards

		Finish	Item No	Weight
Standard S4 AL	S4 500	AL	4017056	1,6
Standard joint with spigot Ø 38 mm	S4 1000	AL	4017106	2,8
Tube diameter 48 mm	S4 1500	AL	4017156	4,0
	S4 2000	AL	4017206	5,2
	S4 3000	AL	4017306	7,7
				
Locking pin	Spring clip 16	Fzb	2116000	0,17
Diameter 16 mm	Locking pin for offshore	G	5141257	0,3
For reinforcing standard joint in connection with tensile load, e.g. when scaffolding is suspended, when lifting or when scaffolding is used for temporary roof				
Standard S4 AL	S4 SC 353	AL	4011105	1,0
Standard joint without spigot	S4 SC 853	AL	4011104	2,2
Tube diameter 48 mm	S4 SC 1353	AL	4011106	3,4
	S4 SC 1853	AL	4011107	4,6
	S4 SC 3000	AL	4011304	7,7
				




Beams

		Finish	Item No	Weight
Ledger beam	350	AL	4021031	1,9
With spring locking catch	564	AL	4021064	2,2
Tube diameter 34 mm	700	AL	4021066	2,2
	770	AL	4021073	2,9
	1050	AL	4021101	3,5
	1250	AL	4021121	4,2
	1655	AL	4021161	4,8
	1964	AL	4021191	5,8
	2500	AL	4021246	7,2
	3050	AL	4021301	8,5
				
Single ledger	564	AL	4022051	2,5
With spring locking catch	700	AL	4022066	2,7
Tube diameter 48 mm	770	AL	4022073	2,9
	1050	AL	4022101	3,2
	1250	AL	4022121	3,6
	1655	AL	4022161	4,1
	1964	AL	4022191	4,5
	2500	AL	4022246	5,4
	3050	AL	4022301	6,2
				


Guardrails



		Finish	Item No	Weight
Guardrail frame	564	AL	4052051	2,7
With spring locking catch	 700	AL	4052066	3,3
	770	AL	4052073	3,5
	1050	AL	4052101	4,5
	1250	AL	4052121	4,8
	1655	AL	4052161	5,9
	1964	AL	4052191	6,6
	2500	AL	4052246	7,8
	3050	AL	4052301	8,9

Braces


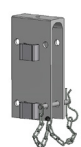



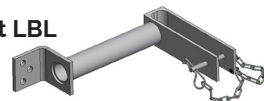
		Finish	Item No	Weight
Diagonal brace	1250	AL	4122120	4,5
Tube diameter 48 mm	 1655	AL	4122160	4,9
	1964	AL	4122190	5,4
	2500	AL	4122245	6,1
	3050	AL	4122300	6,7
	Plan brace HDS	3050x1655	AL	4141000
Tube diameter 48 mm	3050x1250	AL	4141001	6,5
	HDS 3050x1655 AL L=3468	AL	4141005	6,0
	HDS 3050x1250 AL L=3294	AL	4141006	6,3
	HDS 2500x1250 AL L=2792			
	HDS 2500x1655 AL L=2996			
				
Plan brace telescopic HDS		AL	4141010	6,3
Tube diameter 38-48 mm				
L=1960-3470 mm				
For bay sizes from 1655x1050 mm to 3050x1655 mm with 16 fix positions				

Brackets


		Finish	Item No	Weight
Bracket	SK 230	AL	4211024	1,7
Without spigot	 SK 300	AL	4211030	1,1
	With spring locking catch	AL	4211033	1,8
	SK 460	AL	4211047	1,9
	Bracket	SK 564	AL	4211052
With spigot	 SK 700	AL	4211069	3,8
	With spring locking catch	AL	4211074	3,9
	SK 770			

			Finish	Item No	Weight
Bracket		SK 600	AL	4211060	2,6
Without spigot					
With spring locking catch					
Bracket diagonal		150-5 Bd	AL	4212002	7,8



Supplementary components

			Finish	Item No	Weight
Puncheon unit S4 AL			AL	4208002	1,7
Beam rider with pin		BR 34	AL	4208021	1,1
Locking and run over bar		700x100	AL	4024070	1,1
		770x100	AL	4024077	1,3
		1050x100	AL	4024105	1,9
		1250x100	AL	4024125	2,3
		1655x100	AL	4024165	3,1
		1964x100	AL	4024190	3,7
		2500x100	AL	4024250	4,8
		3050x100	AL	4024300	6,0
Locking device base jack			AL	6230800	0,7
Board to board bracket		234	AL	4218034	0,8
		460	AL	4218035	1,2
		700	AL	4218036	1,5
Beam to board bracket LBL		230	AL	4218037	1,2
		460	AL	4218038	1,5
		700	AL	4218039	1,9



Base jacks

		Finish	Item No	Weight
Base jack for S6 standards	BS S6-760/515	G	2071032	6,2
Steel				
Ø 34 mm				
Adjustable 55-570 mm				




Standards

		Finish	Item No	Weight	
Standard S6 AL with pin	S6 500	AL	4018050	2,2	
Standard joint with spigot, Ø 34 mm	S6 1000	AL	4018100	3,7	
Tube diameter Ø 48 mm	S6 1500	AL	4018150	5,3	
Incl. pin	S6 2000	AL	4018200	6,8	
	S6 3000	AL	4018300	9,9	
					
Standard S6 AL		S6 SC 353	AL	4018053	1,2
Standard joint without spigot, Ø 34 mm		S6 SC 853	AL	4018103	2,8
Tube diameter Ø 48 mm		S6 SC 1353	AL	4018153	4,3
Without pin		S6 SC 1853	AL	4018253	5,8
					








Brackets





		Finish	Item No	Weight
Bracket S6 AL with pin	SK 34-564	AL	4211054	3,8
With spigot Ø 34 mm	SK 34-770	AL	4211077	4,1
Incl. pin				
Bracket diagonal S6 AL	SKD S6-1250	AL	4212001	7,6
With spigot Ø 34 mm				
Tube diameter 48 mm				
With spring locking catch				
To be combined with Single Ledger				
1250 or Ledger Beam 1250				

Supplementary components





		Finish	Item No	Weight
Castor wheel S6 Ø 34 mm Wheel diameter 200 mm Adjustable 275-570 mm Permissible load 10.0 kN, moving 4,0 kN			2012006	7,1
	Wicke S6			
Puncheon 34 S6 with pockets and pin With spigot Ø 34 mm			4208003	2,0
	S6	AL		
Puncheon 34 S6 without pockets and pin With spigot Ø 34 mm			4208004	4,2
		AL		

Stair tower 3050x1655 Symmetric





		Finish	Item No	Weight
STS Landing		G	7095001	19,2
STS Stair flight				
	1000	G	7101120	32,5
	1500	G	7101151	28,6
	2000	G	7101201	33,9
STS Handrail post		G	7015102	4,2
Post to be locked with Locking hook LK 8793000				
Guardrail post		G	7015006	6,1
Jaw width 22 mm For erection on single tube beam ERB	22			
STS Handrail				
	1000	G	7058104	9,4
	1500	G	7058153	7,5
	2000	G	7058203	8,4
STS Safety gate		G	7053002	10,9
	SGTS			
STS Toeboard				
	873	G	2025085	3,1
	1655	G	2025159	4,5







			Finish	Item No	Weight
STS Top Guard frame		SGS	G	7053003	7,6
STS Guardrail frame		GFL 2357	G	7052232	8,9
STS Entrance step		1655	G	7103160	14,7
STS Locking hook		LK 10x48	G	8793000	0,1







Stair tower 3050x1655 Traditional





			Finish	Item No	Weight
Landing VLP			G	7095000	26,6
Stair flight TRP		1000	G	7101100	43,6
		1500	G	7101150	28,3
		2000	G	7101200	35,0
SGT Safety gate			G	7053000	7,6
STS Handrail post			G	7015102	4,2

Public Staircase







		Finish	Item No	Weight
STC Entrance transom	1250	G	7104120	5,3
				
STC Entrance step	1250	G	7103120	11,1
				
STC Toeboard	1250		2025119	3,5
				
STC Stair handrail upper		G	7058252	6,9
				
STC Stair handrail		G	7058261	8,6
				
PAS Stair stringer	1655x1000 2500x1500	G G	7102100 7102150	25,0 34,5
				
PAS Stair handrail	1655x1000 2500x1500	G G	7058100 7058152	26,5 36,5
				







			Finish	Item No	Weight
PAS Stair handrail		1655x500	G	7058050	24,0
PAS Guardrail		300	G	7053030	7,5
		564	G	7053056	12,1
		700	G	7053070	11,9
		770	G	7053077	12,5
		1100/770 Tripod	G	7053078	11,0
		1100/770 Extended	G	7053079	18,5
		1050	G	7053105	15,7
		1250	G	7053125	19,5
		1655	G	7053165	23,0
		1964	G	7053191	28,2
		2500	G	7053250	34,2
PAS Single tube beam w coverplate		1250	G	7104125	6,7
		1655	G	7104166	8,5
		1964	G	7104191	10,0
PAS Stair handrail entrance		3-step	G	7058004	15,0
PAS Stair stringer entrance		3-step	G	7102006	10,7
PAS Stair foot tie		1655	G	7125166	8,1
		2500	G	7125251	11,5

		Finish	Item No	Weight
PAS Handrail extension Erected with handrail 7058004 and Stair stringer 7102006 on a 1010 bay			7053011	7,5
PAS Handrail extension			7058002	7,1
PAS Additional step for stringer			7102007	3,3
PAS Checker plate entrance tread				
	1250x270	G	2140121	14,5
	1655x270	G	2140161	20,4
	1964x270	G	2140191	24,2
PAS/HBS Checker plate top tread				
	1250x250	G	2140122	14,9
	1655x250	G	2140162	17,3
	1964x250	G	2140192	19,7
	2500x250	G	2140252	25,0
PAS Checker plate tread				
	1250x300	G	2140123	15,0
	1655x300	G	2140163	23,4
	1964x300	G	2140193	27,0

		Finish	Item No	Weight
PAS Tripod handrail		G	7058000	7,1
PAS/HBS Chequer plate deck (Tripod)				
	1655x250	G	2140167	19,7
PAS/HBS Checker plate deck				
	1250x200	G	2140125	13,1
	1655x200	G	2140165	17,4
	1964x200		2140195	20,6
PAS/HBS Checker plate deck				
	1250x250	G	2140126	14,9
	1655x250	G	2140166	19,7
	1964x250	G	2140196	23,4

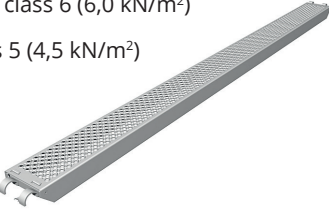
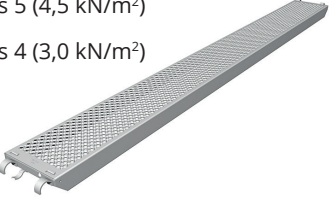
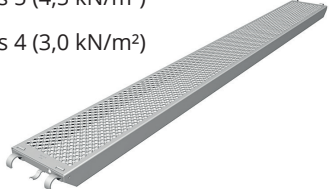
HBS Heavy Bridge System

		Finish	Item No	Weight
HBS Single tube beam with screw lock SBF 	1250	G	7104124	5,3
	1655	G	7104164	6,6
	1964	G	7104194	7,5
	2500	G	7104254	9,1
PAS/HBS Checker plate deck 	1250x200	G	2140125	13,1
	1250x250	G	2140126	14,9
	2500x200	G	2140255	26,2
	2500x250	G	2140256	29,8
PAS/HBS Plan brace 	1250x1250	G	7105121	4,4
	2500x1250	G	7105126	8,1
	1250x1655	G	7105161	5,0
	1250x1964	G	7105191	5,7
	2500x1655	G	7105195	7,4
	2500x1964	G	7105197	7,7
	2500x2500	G	7105199	8,7
	1250x2500	G	7105251	6,8
HBS Post 	Lower	G	7104108	23,6
	Upper	G	7104109	21,5
	Centre	G	7104140	16,0
HBS Sway brace 	4000	G	7104141	16,3
HBS Diagonal brace 	1250	G	7104138	14,8
	2500	G	7104119	17,0



			Finish	Item No	Weight
HBS Upper boom		1250	G	7104135	10,9
		2500	G	7104118	23,2
HBS Lower boom		1250	G	7104136	12,5
		2500	G	7104130	26,8
HBS Cladding panel		250x1250		2033120	2,0
		250x2500		2033250	4,0
HBS U-Track unit		Left	G	7104129	3,5
		Right	G	7104131	3,5
HBS H-Track unit			G	7104132	7,0
HBS Track clamp			G	7104133	0,5

		Finish	Item No	Weight
HBS Tripod head adapter incl. Clamps		G	7104111	27,5
HBS Clevis pin				
	20 L=125		2113010	0,3
	Washer SRB 21x36x3	G	6130296	0,02
	HBS R-Pin A-E4	Fzb	6130203	0,02
	16 L=90		2113011	0,2
	Washer SRB 17,5x34x3	G	6130216	0,01
	HBS R-Pin A-E4	Fzb	6130203	0,02
	20 L=70		2113012	0,2
	Washer SRB 21x36x3	G	6130296	0,02
	HBS R-Pin A-E4	Fzb	6130203	0,02

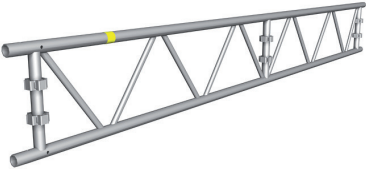





PAS/HBS Decking

		Finish	Item No	Weight
AL plank B=200 mm		AL	2153079	3,6
With locking in each end	770x200x90	AL	2153105	4,5
L=770-2500 - Load class 6 (6,0 kN/m ²)	1050x200x90	AL	2153125	5,0
L=3050 - Load class 5 (4,5 kN/m ²)	1250x200x90	AL	2153165	6,2
	1964x200x90	AL	2153195	7,1
	2500x200x90	AL	2153255	8,7
	3050x200x90	AL	2153305	10,3
AL plank B=295 mm		AL	2153054	3,9
With locking in each end	564x295x90	AL	2153078	4,4
L=770-1964 - Load class 6 (6,0 kN/m ²)	770x295x90	AL	2153104	5,4
L=2500 - Load class 5 (4,5 kN/m ²)	1050x295x90	AL	2153124	6,1
L=3050 - Load class 4 (3,0 kN/m ²)	1250x295x90	AL	2153164	7,5
	1964x295x90	AL	2153194	8,6
	2500x295x90	AL	2153254	10,5
	3050x295x90	AL	2153304	12,4
AL plank B=320 mm		AL	2153077	4,7
L=1250-1964 - Load class 6 (6,0 kN/m ²)	770x320x90	AL	2153103	5,7
L=2500 - Load class 5 (4,5 kN/m ²)	1050x320x90	AL	2153123	6,4
L=3050 - Load class 4 (3,0 kN/m ²)	1250x320x90	AL	2153163	7,9
	1964x320x90	AL	2153193	9,1
	2500x320x90	AL	2153253	11,0
	3050x320x90	AL	2153303	13,1




Grandstand		Finish	Item No	Weight
Seating 	Seating grandstand 1		2022111	9,7
	Seating grandstand 2		2022112	19,5
	Seating grandstand 3		2022113	29,0
	Brace seating 1050	G	7104100	4,5
	Locking device seating	G	7161510	0,9
Bracket grandstand For erection on single tube beam ERB W=460 mm 		G	7211002	3,4
Riser Used as a safety device in stairs 	1655	G	2028160	9,2
Side guardrail grandstand Handrail and gate adapted to stairs 	1050	G	7053100	15,2
Sign tower		Finish	Item No	Weight
Counterweight 	Counterweight 1500 kg		2121000	1500
	Washer SRB 21x36x3	G	6130296	0,02
	Bolt M20x140	G	6130350	0,4
	Square tube 50x50-650	G	7156000	4,2
Swivel base jack Swivel base tube L=1200 mm Ø 60 mm Adjustable 176-711 mm Jaw width 22 mm 	BSLL 1200	G	7153007	19,4
Group of lugs 4x60° 	4x60	G	7206000	2,6
Right angle coupler Angled 30° Jaw width 22 mm 	KF 34x48 30	G	7164000	1,1

	Finish	Item No	Weight
<p>Signboard clip For flanged sheet metal sign</p> 	G	2111000	0,4
<p>Light bracket Jaw width 22 mm</p> 	G	7213000	1,8

450 Components

		Finish	Item No	Weight
450 Lattice beam w. pockets	2220	AL	4032211	9,9
With pockets on verticals and holes for	4100	AL	4032411	17,8
track clamp saddles. The beam is connected with	6100	AL	4032611	25,8
2 psc 7203000 and 8 psc spring pin 12 mm	8100	AL	4032811	34,0
				
450 Lattice beam	4100	AL	4032410	16,7
The beam is connected with 2 psc 7203000	6100	AL	4032610	24,3
and 8 psc spring pin 12 mm	8100	AL	4032810	32,2
				
450 Ridge connector	Ridge connector 22,5 lower	G	7201316	2,6
Each connector tube shall be fitted	Ridge connector straight	G	7203000	2,0
with 4 pcs spring pin 12 mm	Ridge connector 30 lower	G	7203003	2,8
				
	Ridge connector 30 upper	G	7203004	5,7
	Ridge connector 15 lower	G	7203005	2,3
	Ridge connector 15 upper	G	7203008	4,0
	Ridge connector 22,5 upper	G	7203013	4,2
Ridge connector eaves 450	Ridge connector eaves 15 inner	G	7201313	2,6
Ridge connectors shall be fitted	Ridge connector eaves 22,5 inner	G	7201315	2,9
with spring pin 12 mm	Ridge connector eaves 15 outer	G	7203012	5,1
				
	Ridge connector eaves 22,5 outer	G	7203014	3,9
Adapter lattice beam		G	7203338	5,8
				
Plan brace 450 telescopic		AL	4141020	8,1
With pocket fasteners				
For AL 450 Lattice beams w. pockets				
For bay sizes 3050x1960 mm,				
3050x1920 mm as well 3050x1880 mm				
with three fixed positions				
				

		Finish	Item No	Weight
Single tube beam With spring locking catch Other lengths available on request Tube diameter 42 mm	LBE 3050	G	8722300	10,5
				
450 Eaves rail adaptor		G	7014000	3,8
				
Reinforcement detail		G	7142000	10,1
				
Wheel		G	7142001	14,5
				
Locking device wheel		G	7165002	5,3
				
450 Rolling track device LB Jaw width 22 mm For erection of framework beam 450 AL as track for roof Erected on double longitudinal beams		G	7175003	5,6
				
450 Shelter leg		G	7014010	12,7
				

		Finish	Item No	Weight
450 Straight track L=2000 and 3360 mm With 7540001 Track joiner AL erected in upper end Marked with art. No. in upper end	2000	AL	7541200	4,2
	3360	AL	7541336	7,2
				
450 Track clamp eaves Erected with one 2113100 12 mm Spring pin		Fzb	7541004	1,0
				
450 Ridge roller	3050	G	7500030	15,5
				

Base jacks



	Finish	Item No	Weight
Base jack Adjustable 55-570 mm	G	2071000	5,0


Frames

	Finish	Item No	Weight
Frame 2000	G	8731204	17,1
Frame 2000 AL	AL	4731201	8,9
Frame 1000	G	8731104	12,4
Frame 1000 AL	AL	4731101	6,4
Frame 800	G	8731084	10,0
Frame 800 AL	AL	4731081	5,1
Frame 500	G	8731053	7,0
Frame 500 AL	AL	4731051	3,8
Frame with Toeboard	G	8731105	14,5
Frame with Toeboard	AL	4731105	7,7
L-frame	G	8734100	6,1
	G	8734200	9,8
Bolt w/chain for L-Frame	G	5144054	0,15








Guardrails

		Finish	Item No	Weight
Guardrail frame GFL	700	G	7052070	3,8
With spring locking catch	1250	G	7052124	5,7
Tube octagon 28 mm 	1655	G	7052164	7,4
	1964	G	7052194	8,1
	2500	G	7052254	9,2
	3050	G	7052304	10,5
	Guardrail frame AL	SKRD 700	AL	4052066
With spring locking catch 	SKRD 1250	AL	4052121	4,8
	SKRD 1655	AL	4052161	5,9
	SKRD 1964	AL	4052191	6,6
	SKRD 2500	AL	4052246	7,8
	SKRD 3050	AL	4052301	8,9
Guardrail frame	SKRDF 700	G	8753000	7,5
With spring locking catch				
Guardrail frame SKRA	SKRA 500-700	G	8751075	4,4

Tying-in

		Finish	Item No	Weight
Tie rod tube	SVF 450x48	G	8832046	2,2
Tube diameter 16 mm	SVF 600x48	G	8832061	2,6
Permissible load 9,0 kN	SVF 900x48	G	8832091	3,7
Erected with right angle coupler 48x48	SVF 1200x48	G	8832121	4,8

Decking

		Finish	Item No	Weight
Decking unit Frame B=620 mm With aluminum frame and composite board Load class 3 (2,0 kN/m ²) 	PL 700x620	AL	4081077	6,0
	PL 1250x620	AL	4081127	9,5
	PL 1655x620	AL	4081167	11,6
	PL 1964x620	AL	4081197	13,1
	PL 2500x620	AL	4081257	16,6
	PL 3050x620	AL	4081307	18,9
Decking unit Frame B=310 mm With aluminum frame and composite board Load class 3 (2,0 kN/m ²) 	PL 1655x310	AL	4082167	7,7
	PL 1964x310	AL	4082197	8,9
	PL 2500x310	AL	4082247	11,3
	PL 3050x310	AL	4082307	13,4
Decking unit Frame hatch With aluminum frame and composite board Load class 3 (2,0 kN/m ²) 	PLLU 1964x620	AL	4081192	14,8
	PLLU 2500x620	AL	4081242	17,4
	PLLU 3050x620	AL	4081303	20,2
Composite board 	2988x612x9		6120373	7,3
Ladder 	2100	AL	2091210	3,4





Toeboards

		Finish	Item No	Weight
Toeboard Wood, yellow glazing paint 	Yellow w. logo FL 3300x150x32		2025331	5,6
Toeboard clip With nut 19 mm 			1162002	0,4
Toeboard clip Plastic 	LFP 150x32		2131001	0,2
	Steel 	LF 70 Short	7161012	0,7









Brackets







		Finish	Item No	Weight
Bracket		G	8775030	3,9
Jaw width 22 mm		G	8775070	7,9
		G	8775080	9,1
				
Bracket AL		AL	4211072	3,5
Bracket SK 700 with and				
Bracket SK 650 without spigot				
Jaw width 22 mm				

Stairs

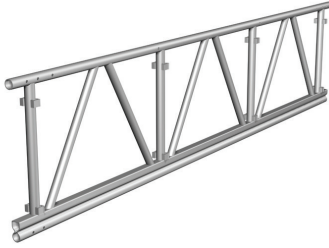






		Finish	Item No	Weight
UTV Stair AL			2113100	0,1
With platform and locking		AL	4058245	9,2
LxH 3050x2000 mm alt. 2500x2000 mm		AL	4058300	10,3
Width 600 mm		AL	4102105	11,2
		AL	4102247	22,9
		AL	4102302	29,2
		G	7015102	4,2
		G	7058300	1,5
UTV Stair		G	2092200	39,7
With platform and locking			2113100	0,1
LxH 3050x2000 mm		G	2161300	19,3
Width 600 mm		G	7015102	4,2
		G	8752001	2,5
Landing link panel UTV AL/Frame			7211044	3,6
For covering the hole between				
platform and frame				
Scaffold trailer			6265H00	317,00
Scaffold trailer for Frame				
Total weight 1300 kg				
Payload 983 kg				

Supplementary components

			Finish	Item No	Weight
Transom ground level		ULB 700	G	8743700	2,4
Platform locking		LSB 700	G	8744701	2,3
		LSB 0,7	G	8744700	2,3
Transom intermediate level Jaw width 22 mm		TP 700	G	8743701	3,7
Adapter guardrail For guardrail for corner applications for example Jaw width 22 mm			G	8792000	0,6
Locking device guardrail For guardrail,, Tube diameter 38 mm Jaw width 22 mm			G	8833000	0,8
Locking hook For locking standard joint at tension load, e.g. lifting or scaffolding for weather protection Not for suspended scaffolding			G	8793000	0,1
Pavement frame With two fixed and two adjustable spigots Bay width 1460 mm			G	8732201	39,5
Ramtainer For twenty vertical frames The frames are lashed to the ramtainer with strapping			G	8871000	28,9





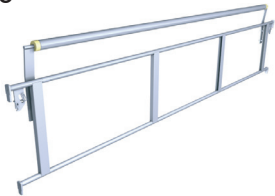


Scaffold tubes		Finish	Item No	Weight	
Scaffold tube 	SR 48-1000	G	7241100	4,1	
	SR 48-1500	G	7241150	6,1	
	SR 48-2000	G	7241200	8,0	
	SR 48-2500	G	7241250	10,3	
	SR 48-3000	G	7241300	12,4	
	SR 48-3500	G	7241350	14,1	
	SR 48-4000	G	7241400	16,7	
	SR 48-4500	G	7241450	18,0	
	SR 48-5000	G	7241500	20,1	
	SR 48-6000	G	7241600	24,1	
Scaffold tube AL	48,3x4 L=500	AL	4241050	0,8	
	48,3x4 L=1000	AL	4241100	1,5	
	48,3x4 L=1500	AL	4241150	2,3	
	48,3x4 L=2000	AL	4241200	3,0	
	48,3x4 L=3000	AL	4241300	4,5	
	48,3x4 L=4000	AL	4241400	6,0	
	48,3x4 L=6000	AL	4241600	9,0	
Couplers		Finish	Item No	Weight	
Right angle coupler Jaw width 22 mm		RA 48x48 22	G	2048010	1,2
		Swivel coupler Jaw width 22 mm		SW 48x48 22	G
Supplementary couplers		Right angle coupler KF 48x60		G	2042000
		Swivel coupler KV 48x60	G	2042001	1,9
		Coupler SK 48 1-19	G	2044000	1,3
		Sleeve coupler 48	G	2045001	1,3
		Support pin	G	2045002	0,6
		Coupler Grawlock	G	2044004	1,6
		Bracket coupler		Cpl 48	G
Beam coupler	G	2541000		0,7	
Scaffold spanner ratchet		22/33mm		2051023	0,5
Box spanner		N=23 mm		2051000	0,6










HAKITEC 750 Weather Protection









		Finish	Item No	Weight
750 Frame 	1250	AL	4032125	9,4
	2250	AL	4032225	16,6
	3250	AL	4032325	23,9
	6250	AL	4032625	46,0
750 Angle frame 	15°	AL	4202260	18,3
	22,5°	AL	4202261	17,6
	37,5°	AL	4202267	18,0
750 Connector tube 		G	7203001	2,0
Spring pin Diameter 12 mm and 16 mm 	Spring pin Ø12	G	2113100	0,1
	Spring clip Ø 16	G	2116000	0,2
Clevis pin 	Clevis pin 12x80	G	6130049	0,08
	R-Clip	G	6130441	0,01
750 Plan brace Tube diameter 53 mm  NOTE: Normal 48 mm couplers cannot be connected to the tube	1250x1250	AL	4122121	2,7
	1250x2000	AL	4122123	4,0
	1250x2250	AL	4122124	4,0
	1655x1250	AL	4122162	3,4
	1655x2000	AL	4122163	3,3
	1655x2250	AL	4122164	4,0
	1964x1250	AL	4122192	3,7
	1964x2000	AL	4122193	4,3
	1964x2250	AL	4122194	4,6
	2500x1250	AL	4122249	4,4
	2500x2250	AL	4122253	5,1
	2500x2000	AL	4122254	4,9
	3050x1250	AL	4122299	5,0
3050x2000	AL	4122303	5,5	
3050x2250	AL	4122304	5,6	
750 Guardrail post 		G	7203322	10,5

		Finish	Item No	Weight
750 Swivel coupler	vert. 48	G	2048007	1,8
	hor. 48	G	2048008	1,8
				
750 Beam adapter		G	7203335	16,8
				
750 Beam adapter clamp		G	5231617	1,6
				
750 Beam adapter		G	7203325	16,8
				
750 Y frame		G	7203320	10,4
				
Beam adapter compact Incl. two clamping devices		G	7203336	22,5
				
Beam adapter compact Excl. two clamping devices		G	7203326	22,5
				











		Finish	Item No	Weight	
750 Rolling roof wheel		G	7142003	9,9	
750 Anti-lift bracket		G	7175049	3,1	
	Bolt M6S M12x40	G	6130323	0,04	
	Nut M12 Nylon	Fzb	6130208	0,02	
750 Anti-Lift bracket adjustable wheel		G	7175062	10,0	
Anti-lift channel		3000	G	7175050	16,0
	2000	G	7175051	10,6	
	Bolt M6S M12x40	G	6130282	0,06	
	Nut M12 Nylon	Fzb	6130267	0,03	
750 Triangular rail		2000	G	7203332	31,7
	3000	G	7203333	44,0	
Band & plate coupler		Upper part	G	2044100	1,3
	Lower part	G	2044101	0,7	
750 Adapter lattice beam		G	7203337	6,9	
750 Walk board		2000	AL	7500004	14,5
	2250	AL	7500005	16,3	





		Finish	Item No	Weight
750 Sheeting Bar 	1250	G	7500012	2,5
	1655	G	7500026	3,6
	2500	G	7500007	5,5
	3050	G	7500006	6,8
750 Pulling device For sheeting 	1250	G	7500011	7,8
	1655	G	7500025	9,4
	1964	G	7500017	10,6
	2500	G	7500009	12,6
	3050	G	7500008	14,8
750 Tension bar 	1250	G	7500013	5,9
	1655	G	7500027	7,6
	1964	G	7500040	7,0
	2500	G	7500014	10,6
	3050	G	7500015	12,9
750 Tension tube 	1250	G	7500024	4,3
	1655	G	7500028	5,9
	1964	G	7500042	5,6
	2500	G	7500023	9,2
	3050	G	7500022	11,3
750 Ridge roller frame 	1250	G	7500018	11,2
	1655	G	7500019	13,9
	1964	G	7500041	16,0
	2500	G	7500020	17,9
	3050	G	7500021	20,5
750 Ridge track Roof pitch 15°, 22,5° or 37,5° Without 7540001 erected Track joiner AL Marked with item No. in one end 	15°	AL	7541015	2,8
	22.5°	AL	7541022	2,8
	37.5°	AL	7541037	3,0
750 Straight track L=1250, 2250, 3250 and 6250 mm With 7540001 Track joiner AL erected in upper end Marked with item No. in upper end 	1250	AL	7541125	2,6
	2250	AL	7541225	4,7
	3250	AL	7541325	6,7
	6250	AL	7541625	12,9

		Finish	Item No	Weight
750 End track takfot Roof pitch 15°, 22,5° alt. 37,5° With 7540001 Track joiner AL erected in upper end Marked with item No. in upper end		15°	AL 7541150	3,3
		22,5°	AL 7541220	3,3
		37,5°	AL 7541370	3,3
750 Straight track 130		AL	7541013	0,4
750 Track Fall protection anchor		G	7541006	7,6
750 Holder for sheeting			7541011	2,9
750 Fall protection anchor with ridge track For HAKITEC 750 with HAKI Trak With ridge track roof pitch 15° alt. 22,5°		15°	7541007	10,4
		22,5°	7541008	10,4
750 Track Eaves roller bracket For sheeting		G	7500010	7,4
750 Swivel coupler SW Jaw width 22 mm For Frame 750 AL		vert. 48	G 2048007	1,8
		hor. 48	G 2048008	1,8
750 Track Joint plate		G	7540000	0,2
750 Track Joiner		AL	7540001	0,01

		Finish	Item No	Weight
750 Track seal			7540002	0,1
750 Ratchet strap			7540003	0,5
	3 m 450 kg			
750 Track Saddle clamp		Fzb	7541000	0,5
Erected on framework 750 AL with one 2113100 12 mm Spring pin NB! The 2113000 12 mm Spring clip is not recommended for this application				
750 Track End bracket		Fzb	7541002	1,3
Erected on framework 750 AL with one 2113100 12 mm Spring pin NB! The 2113000 12 mm Spring clip is not recommended for this application				
Combi spanner ratchet			2051019	0,3
With catch			2051021	0,3
	19			
	22			
Track Coupler clamp			2048030	1,0
Jaw width 22 mm				
Track Clamp pocket		Fzb	7541003	1,0
With pocket fastening Jaw width 22 mm				
Guide Track sheet		G	7541005	1,1
For sheeting				

TKS 750 Weather Protection

			Finish	Item No	Weight
TKS 750 Frame 2 psc 7203001 and 4 psc bolt and nut per frame		1250	AL	7570125	12,2
		2250	AL	7570225	21,2
		3250	AL	7570325	31,2
TKS 750 Angle frame		15,0°	AL	7570015	23,2
		22,5°	AL	7570025	19,6
		37,5°	AL	7570035	21,9
TKS 750 End track		0,62 m		7570005	2,2
TKS 750 Pulling device				7570004	8,6
TKS 750 Frame adapter				7570006	12,2
TKS 750 Beam bracket Used for 7570006 NOTE: 2 pcs clamping device				7570007	4,7
TKS 750 Clamping device				5231679	1,3
TKS 750 Frame seal				7570001	0,1
750 Connector tube NOTE: Bolt 6130588 and nut 6130587				7203001	2,0
Spring pin Diameter 12 mm or 16 mm		Ø 12	G	2113100	0,1
		Ø 16	G	2116000	0,2

		Finish	Item No	Weight
Clevis pin 	Clevis pin 12x80	G	6130049	0,08
	R-clip	G	6130441	0,01
	Lifting eye nut with bolt		7570003	1,00
TKS 750 Light beam adapter 		G	7570002	5,8
Guardrail frame GFL- Fzv With spring locking catch 	2500	G	7052254	9,2
	3050	G	7052304	10,3
TKS 750 Guardrail SKR With spring locking catch 	3050	G	7056301	7,1
	2500	G	7056246	6,0
TKS Sheeting Color on the cape HAKI Standard				
L= 8000 Gray	8000x3050		2800300	9,3
L=10000 White	10000x3050		2800301	11,6
L=12000 Red	12000x3050		2800302	13,9
L=14000 Blue	14000x3050		2800303	16,2
Other widths on request				

HAKI Trak Sheeting

Finish Item No Weight

HAKI Trak sheeting

PVC-coated polyester fabric

With keder beading

 Produced to length and
width as required

 Flame-resistant according to
Euroclass

13501-1: B-s2,d0


HAKI Trak pelmet sheeting


With keder beading on one side

Width 935 mm

NB! Only covers framework

Flame-resistant according to Euroclass

13501-1: B-s2,d0


HAKITEC Sheeting

Finish Item No Weight

HAKITEC 180 FR

3,2 x 40 m

2034056

23,0

 Armed plastic sheet, 180 g/m²

Euroclass 13501-1: B-s3,d0

HAKITEC 320 FR

3,3 x 40 m

2034057

38,0

 Armed plastic sheet, 320 g/m²

Euroclass 13501-1: B-s3,d0

Knitted Net FR

3,1 x 50 m

2034055

12,0

 75 g/ m²

Euroclass 13501-1: B-s3,d0

Knitted Net FR

3,1 x 50 m





2034051

21,0



 125 g/ m²

Euroclass 13501-1: B-s3,d0

Fixing HAKITEC sheet

		Finish	Item No	Weight	
Toggle Expect to use a canvas tensioner for every 1,5 m ² façade area Toggles are delivered 100/package.			Toggle	0,03	
			Toggle light	0,01	
Fixing beam Jaw width 22 mm			950 22 mm	5,0	
			1900 22 mm	8,0	
Fixing plate HAKITEC Expect to use 6 construction metal screws per covering plate as well as 2 per ridge plate Fixing screw is delivered 250/package			Fixing screw BTL 4,8x35	0,0	
			Fixing plate 1900	G 7251200	3,3
			Fixing plate ridge 15	G 7252001	0,8
Sheeting rail 750 For HAKITEC canvas in 750 roof			Sheeting rail 2500	G 7213245	10,3
			Sheeting rail 3050	G 7213300	11,6

Canopy roof

		Finish	Item No	Weight	
Canopy roof Canopy support = bay width 700-770 mm Canopy support + 1 ext. tube = bay width 1050-1250 mm Canopy support + 2 ext. tubes = bay width 1655 mm GFL and LBL are used as canvas supports between canopy supports			Canopy support	G 7014001	18,0
			Extension canopy support	G 7014002	3,5
Canopy roof support To be fitted directly onto the top of a standard A standard is used as an extension tube, maximum standard S 1000 Maximum width of the canopy roof =1275 mm				G 7014003	7,0

Guardrail foldable

3050

7059170

150,0


Beam for lifting 1000kg
4171191

29,00

